

Geometrically motivated hyperbolic coordinate conditions for numerical relativity: Analysis, issues and implementations

Carles Bona¹, Luis Lehner² and Carlos Palenzuela-Luque²

¹ *Departament de Física, Universitat de les Illes Balears, Palma de Mallorca, Spain*

² *Department of Physics and Astronomy, Louisiana State University, Baton Rouge, Louisiana 70803-4001, USA*

We study the implications of adopting hyperbolic driver coordinate conditions motivated by geometrical considerations. In particular, conditions that minimize the rate of change of the metric variables. We analyze the properties of the resulting system of equations and their effect when implementing excision techniques. We find that commonly used coordinate conditions lead to a characteristic structure at the excision surface where some modes are not of outflow-type with respect to any excision boundary chosen inside the horizon. Thus, boundary conditions are required for these modes. Unfortunately, the specification of these conditions is a delicate issue as the outflow modes involve both gauge and main variables. As an alternative to these driver equations, we examine conditions derived from extremizing a scalar constructed from Killing's equation and present specific numerical examples.

I. INTRODUCTION

The choice of suitable coordinate conditions has certainly played a major role in the understanding of solutions of Einstein equations at the analytical level. From the early well posedness result by Choquet-Bruhat [1] to recent global existence proofs [2, 3, 4] a judicious choice of coordinates was key to yielding a tractable problem.

At the numerical level, coordinates play even a more crucial role as an unfortunate choice might render the simulation useless despite much computational effort. In fact, the optimal situation is one where coordinates not only behave well (i.e. not forming coordinate singularities) but also aid in the simulation. The latter refers to a choice of coordinates that adapts to the problem at hand, making evident (possibly approximate) symmetries that might be present.

A testimony of the importance of this subject has been the number of works that have been devoted to it. From the early works of York and Smarr [5, 6] which proposed coordinate conditions through elliptic equations, to more recent works which present alternatives to choosing coordinates that could aid in the numerical simulation (see for instance [7, 8, 9, 10, 11, 12]) considerable efforts have been invested towards defining useful coordinate conditions. In general, these conditions seek to minimize suitably defined quantities with the hope that these will, in turn, have a positive impact in the behavior of numerically evolved quantities.

The proposed coordinate conditions are usually given in algebraic terms or through elliptic equations. The latter is expected when conditions requiring stationarity of variables—whose evolution is determined by hyperbolic equations—are imposed. When attempting to use such conditions, one faces the problem of dealing with a hyperbolic-elliptic system of equations which require appropriate boundary conditions. Until recently, convenient boundary conditions for the main variables in spacetimes involving black holes were not sufficiently understood for generic situations when singularity excision was used [42]. The complications associated with properly defining the elliptic side of the problem at the analytical level coupled to the additional “extra cost” that solving these equations during the evolution has spurred a number of efforts aiming to circumvent both these issues. The idea has been to promote the elliptic equations to hyperbolic ones through “driver equations” [15]. These conditions aim to sidestep the cost issue and the need to impose boundary conditions at possible excision surfaces.

Conditions based on this strategy have been employed in a number of works yielding much improved evolutions, most notably in BSSN codes where specific coordinate conditions are obtained by requiring the time variation of the (trace of the) connection variables be driven to zero (the so-called Γ -driver). The hyperbolicity analysis of the BSSN system with the Γ – *driver* conditions augmented by suitable advection terms has been presented in [36]. It is shown that the system is strongly hyperbolic in this case, though unfortunately these augmented coordinate conditions do not necessarily freeze the Γ variables. It is then unclear whether these augmented conditions will have the same impact as the original ones in simulations and also if they share similar hyperbolicity properties. Therefore, there are a number of questions that remain open, namely (i) What is the true impact of adopting these ‘driver’ conditions on the hyperbolic properties of the complete (main variables plus gauge) system? (ii) Furthermore, are the conditions obtained sufficiently flexible to guarantee desirable properties such as to yield a convenient characteristic structure at boundaries? (iii) How must one extend the knowledge gained in the “ Γ -freezing conditions” so as these can be thought as truly geometric expressions not tied to particular variables in the system –and hence useful to other formulations–? (iv) What is the freedom in the implementation of these conditions and their behavior in actual applications?

In the present work, we examine these questions both in the theoretical and practical senses in order to draw conclusions applicable to most metric based formulations of Einstein equations by considering coordinate conditions

motivated from possible geometrical constructions. In particular, we concentrate on conditions defined either at a given hypersurface (and its embedding on the four-dimensional spacetime), or at the four-dimensional spacetime level. The former results into a set of elliptic equations which contains the well known minimal distortion/strain condition for the shift vector and the maximal conditions for the lapse while the latter gives hyperbolic equations related, in a sense, to the harmonic coordinates.

With these conditions, we analyze the properties of the whole system of equations (coordinate conditions plus Einstein equations) where in the case of implementing the elliptic equations we promote them to hyperbolic ones via the “driver” approach. Additionally, we investigate possible difficulties that can be encountered when employing these coordinate conditions in conjunction with an excision strategy.

Our analysis mainly concerns 3+1 *metric formulations*. That is, those based on the intrinsic metric and extrinsic curvature of spacelike hypersurfaces defined by a foliation of the spacetime. The equations governing the future evolution of these variables are derived from the Einstein equations in the spacetime of interest and are augmented by additional variables and check whether that the resulting system, coupled to the coordinate conditions, is at least strongly hyperbolic.

As we will see, in all cases one obtains a system with a characteristic structure such that its eigenvectors couple gauge/coordinate variables to the main variables. This has strong implications for the system, since:

- In the cases where singularity excision is to be used, the characteristics of the system must be such that they are completely outflow towards the excision boundary. This condition is fulfilled when, roughly $\beta^n > \alpha$ (with $\beta^n \equiv \beta^i n_i$ the projection of the shift along the spacelike unit normal to the excision surface n_i and α the lapse function). Since now the coordinate conditions are dynamical, extra care must be taken to monitor that it is fulfilled.
- Since the characteristic modes of the system now mix coordinate and main variables, if the condition above is not satisfied, it is extremely difficult to provide boundary conditions to the gauge functions consistently. This is to be contrasted with the case where the elliptic conditions themselves are employed. Here boundary conditions for the gauge variables could be imposed so as to guarantee the outflow requirement is satisfied.

Unfortunately, as we will describe in section III, commonly used conditions fail to satisfy some important desirable conditions which might have strong implications in numerical implementations. We point out how this can be avoided and the cost associated in doing so. Additionally, we analyze alternative conditions derived from considering approximate symmetries in the spacetime. This condition, called “harmonic almost-Killing equation” coupled to Einstein equations gives rise to a well behaved system where coordinates respond to (approximate) symmetries. We present simulations to investigate their usefulness within standard numerical relativity testbeds.

In order to carry out several analysis presented in this work, it is necessary to adopt a given formulation of the equations. To this end we consider the strongly hyperbolic formulation presented in [16] and the so-called Z4 formulation. The former can be regarded as an ‘augmented’ ADM formulation with the addition of first order variables keeping the metric’s gradient and suitable combination of constraints to the right hand sides. The latter is basically a covariant extension of the Einstein field equations, obtained by introducing a new four vector Z_μ which is defined by its evolution equations. This way, the symmetrized covariant derivatives of this four vector are added to the Einstein Equations, that is

$$R_{\mu\nu} + \nabla_\mu Z_\nu + \nabla_\nu Z_\mu = 8 \pi (T_{\mu\nu} - \frac{1}{2} T g_{\mu\nu}). \quad (1)$$

The solutions of the Einstein’s solutions are recovered from the extended set when Z_μ happens to be a Killing vector, that is

$$\nabla_\mu Z_\nu + \nabla_\nu Z_\mu = 0. \quad (2)$$

For a generic spacetime, this happens just in the trivial case $Z_\mu = 0$, so true Einstein’s solutions can be easily recognized.

II. “IDEAL COORDINATES”

Before presenting different possibilities for adopting coordinates we comment on what are arguably useful properties they should satisfy. There exist several discussions on what constitute requirements for good coordinate conditions (see, for instance, [6, 8, 17]); these are based on the intuitive picture that useful coordinates, from the point of view of a numerical implementation, should:

- be free of artificial (coordinate) singularities;
- take advantage of existing symmetries in the problem, whether approximate or exact. In particular if the spacetime is stationary, coordinate conditions should give rise to metric components explicitly time independent;
- in the absence of symmetries, they should minimize the rate of change of either the metric or other appropriately defined geometrical quantities;
- be 3-covariantly defined if possible (i.e. independent of coordinate changes within a given hypersurface).

The points above are important at a fundamental level in that they are hopefully satisfied irrespective of the formulation used or the particular problem under study. To these, further requirements might be added that refer more to specific applications like coordinates having:

- suitable behavior near singularities. For instance, conditions yielding a convenient slicing of the spacetime. This could range from those that avoid the singularities altogether (like singularity avoiding conditions) to those that penetrate the possible horizon (in the case where excision techniques are to be applied). In the latter case, it important that the resulting characteristic structure be such that all variables are outflowing towards the excision region.
- appropriate asymptotic behavior so that extraction of physically relevant quantities is facilitated and/or, related coordinate speeds are bounded so as to not have to deal with superluminal cases.

Finally, the conditions adopted must be such that within the formulation of Einstein equations employed the well posedness of the underlying problem to be treated is guaranteed as the choice of coordinates is not decoupled from the issue of defining a well posed problem. For instance, the ADM formulation with analytically prescribed coordinate (lapse and shift) conditions is weakly hyperbolic (hence yielding an ill-posed problem) while with harmonic coordinates is symmetric hyperbolic. For a more general discussion of hyperbolic formulations see for instance [18].

As mentioned, one of the main motivations when choosing coordinate conditions is that they should not introduce spurious “dynamics” in the evolution of the system. This motivation has lead throughout the years to the introduction of different conditions. When attempting to define such conditions an obvious difficulty is the need to do so in an three-covariant way so as to decouple coordinate effects to the true physical behavior of the spacetime. A way to do so was introduced by Smarr and York [5] by constructing scalar quantities from the intrinsic and extrinsic curvatures of the spacetime and minimizing their variation with respect to the lapse function and shift vector.

For instance, the ‘strain’ scalar defined in analogy with fluid dynamics, is defined as

$$\partial_t \gamma_{ij} \equiv \Sigma_{ij} = 2 (\nabla_{(i} \beta_{j)} - \alpha K_{ij}) \quad (3)$$

which can be used to construct a positive definite Lagrangian

$$L \equiv \Sigma_{ij} \Sigma^{ij} . \quad (4)$$

This geometrical object is used to construct a (non-negative) action which measures the distortion or strain of a given hypersurface. By minimizing this action with respect to the shift β^i ,

$$\frac{\delta S}{\delta \beta^i} = 0, \quad S \equiv \int L \sqrt{g} d^3x . \quad (5)$$

an elliptic equation (called “minimal strain”) is obtained for the shift. When this equation is fulfilled, the rate of change of a suitable norm of the spatial metric will be minimized from one hypersurface to the next one.

The minimal strain equation can be generalized by considering the action of the densitized metric $\gamma^\lambda \gamma_{ij}$ (with $\gamma = \det(\gamma_{ij})$), obtaining this way what we will call the “minimal densitized strain”. This equation can be written simply as

$$\nabla_k [\Sigma^{ki} - \lambda \gamma^{ki} \text{tr} \Sigma] = \nabla_k [\nabla^i \beta^k + \nabla^k \beta^i - 2 \lambda \gamma^{ki} \nabla_m \beta^m - 2 \alpha (K^{ij} - \lambda \gamma^{ki} \text{tr} K)] = 0 \quad (6)$$

so the minimal strain condition reduces to the choice $\lambda = 0$. Another interesting case, called “minimal distortion” (in analogy with a related notion of elasticity) is recovered for the choice $\lambda = 1/3$.

These (elliptic) equations seem natural conditions for the shift in Numerical Relativity applications, since they satisfy the fundamental properties mentioned earlier. Notice that one could have also opted to minimize the action with respect to the lapse α . This yields an algebraic condition for it [7, 8], though it is ill-defined for time-symmetric cases. An alternative strategy is to consider minimizing an scalar defined by $\dot{K}_{ij} \dot{K}^{ij}$ with respect to the lapse. This

provides a fourth-order elliptic equation for it [19]. We will refrain from considering it here as it will introduce further complications either at the computational cost level (if implementing the elliptic equation) or at a conceptual level when promoting the equation to a hyperbolic condition.

As mentioned, when considering these conditions within an initial boundary value problem, assessing the well posedness becomes more involved as the system becomes of elliptic-hyperbolic nature. This, in particular, means the solution will strongly depend on the boundary data specified. Until recently, the lack of a well defined strategy to specify inner boundary conditions (say in the case where black hole excision is adopted), coupled to the extra cost associated with solving elliptic equations numerical induced considerable activity towards employing related conditions within a purely hyperbolic problem [43]. For these reasons, it has become customary to define associated hyperbolic equations to implement related conditions. Parabolic conditions could also be considered, but they certainly would not simplify the cost issue (as their Courant-Friedrich-Levy condition scales quadratically with the grid-spacing, and can be further regarded as an inefficient method to solve the elliptic equation itself via relaxation techniques). We will thus concentrate on hyperbolic conditions and analyze the implications they carry.

III. HYPERBOLIC COORDINATE CONDITIONS

We will restrict our analysis to a large family of hyperbolic coordinate conditions. Some of these are derived by simple relations that have been employed in the past while others are motivated by the minimization of geometrical quantities as described above. In this latter case, we follow recent works [9, 10], in that we will approach the problem here by adopting hyperbolic driver conditions to implement the equations. However, as opposed to these works, we will require that the coordinate conditions analyzed do indeed minimize the desired elliptic equations. That is, we will neither assume that considering other related equations having the same principal part but differing in the lower order terms will yield similarly behaved coordinates nor that suitable lower order terms can be added so as to obtain first order conditions. Although these assumptions can be, and have been, adopted in previous works, the conditions thus obtained are not guaranteed to satisfy the original sought-after geometrically motivated conditions.

To be specific, we will consider conditions that can be written as

$$\partial_t \alpha = -\alpha^2 Q \quad , \quad (7)$$

$$\partial_t \beta^i = -\alpha Q^i \quad (8)$$

for suitably defined $\{Q, Q^i\}$ which we regard as the gauge conditions. These will be given by either algebraic or differential equations relating the Q -quantities with the other variables of the system, trying to fulfill as many of the desired requirements described in the previous section as possible.

In what follows we consider separately three distinct cases which refer to the way the fields Q, Q^i are defined. We distinguish cases with the name ‘algebraic’ when Q or Q^i are directly defined, ‘differential’ when they obey evolution equations and ‘semi-algebraic’ in cases where an algebraic for one and a differential for the other is considered.

A. Algebraic gauge conditions

One of the simplest choices is an algebraic relation between the Q -quantities $\{Q, Q^i\}$ and the main variables of the system. In this definition are included the general gauge conditions proposed recently in [10] and the subfamilies discussed in many other works (e.g., [8, 11]). The prototype of algebraic gauge conditions is given by the harmonic coordinates, which were introduced half a century ago to ensure the well posedness of the Einstein Equations [1, 26]. This is obvious as in this case, the principal part of Einstein equations for all components reduce to

$$g^{\gamma\delta} (g_{\mu\nu})_{,\gamma\delta} = l.o. \quad (9)$$

Although the well posedness of the Cauchy problem is ensured this way for the evolution system, this coordinate choice does not fulfill “a priori” many of the properties of an ideal gauge condition in the absence of suitably defined sources or lower order terms. In particular, the freezing of the metric components in (almost) stationary spacetimes is by no means guaranteed. Another delicate issue is that the shift so-defined is not a three-vector and so need not reflect the symmetries in the problem. This can be seen more clearly by translating the harmonic coordinates condition to the 3+1 decomposition language:

$$Q = -\frac{\beta^k}{\alpha} \partial_k \ln \alpha + trK \quad (10)$$

$$Q^i = -\frac{\beta^k}{\alpha} \partial_k \beta^i - \alpha \gamma^{ki} (\partial^j \gamma_{jk} - \partial_k \ln \sqrt{\gamma} - \partial_k \ln \alpha) .$$

The Q^i will not transform as a vector (except under linear transformations), so neither Q^i nor β^i will be vectorial quantities during the evolution.

B. Semialgebraic gauge conditions

We will refer to as semialgebraic gauge conditions those that, keeping an algebraic relation for Q , allow for a differential definition of the Q^i . This way there is enough freedom to fix the shift with an exact geometric condition. Naturally, one could have done the opposite, i.e. an algebraic relation to Q^i while a differential one for Q . Since the former is what is most commonly used in current applications and elliptic conditions for the lapse, that minimize the rate of change of the extrinsic curvature, is fourth-order we will concentrate on algebraic/differential conditions for the lapse/shift.

For the lapse we propose a generalization of the harmonic coordinates which includes the Bona-Masso lapse condition [27] and its slight modification presented in [9], that can be written as:

$$Q = -a \frac{\beta^k}{\alpha} \partial_k \ln \alpha + f(\alpha) (trK - 2 \Theta) \quad (11)$$

where Θ is added when considering the Z4 formulation of Einstein equations, otherwise this term must be dropped.

The generalization consists on having added the parameter a to the above equations which determines whether the advection terms are included ($a = 1$) or not ($a = 0$). The “lapse speed” (ie, the speed of the eigenvectors associated to the lapse) will be fixed by this parameter in combination with the free function $f(\alpha)$. Notice also that the subfamily $a = 1$ reduces to several well studied cases depending on the expression for $f \equiv f(\alpha)$: $f = 0$ is the geodesic slicing, $f = 1$ is the time harmonic slicing, $f = 2/\alpha$ is the “1+log” and so on. Additionally, the subfamily $a = 0$ has been used successfully in the evolution of single BH [9].

The rationale behind this generalization is that, as we will see later, the characteristic structure of the coordinate conditions adopted will have delicate, profound, differences depending on the values these parameters take. In addition to this generalization for the lapse condition, we consider a similar one to the shift condition which we will define by a suitable hyperbolic driver which seeks to satisfy the minimal distortion condition. We next revise how this condition is to be defined and further generalize it to include related options.

Approximate geometric shift

An elliptic condition can be imposed in a dynamical way through a parabolic or hyperbolic “evolution” equation. The former can be regarded as a standard relaxation way to obtain the solution of the elliptic equation while the latter drives the solution towards the desired one, in analogy with a damped oscillator. The first approach was used in [15] to convert the minimal distortion elliptic equations into time-dependent parabolic equations by means of the Hamilton-Jacobi method, that is,

$$\partial_t \beta^i = \sigma \nabla_k [\Sigma^{ki} - \frac{1}{3} \gamma^{ki} tr\Sigma]. \quad (12)$$

The parameter σ is characteristic of all the drivers, and determines the dissipation strength employed so that the solutions of the elliptic and the parabolic equations agree. For small values of σ , the shift is expected to tend slowly to the elliptic solution. At this point it is worth noticing that in the fully dynamical case, it is not completely clear that equation (12) is actually a driver. The procedure is inspired in simple elliptic equations, like for instance the Laplace equation $\nabla^2 \phi = 0$. In this simple case the Hamilton-Jacobi method indeed provides a driver to the elliptic equation. In the case of Einstein Equations however, this conclusion is not immediate as the equations are highly coupled. In a “frozen variables” approximation, where all main variables are regarded as fixed, the driver condition does give rise to a solution satisfying the elliptic equations (up to suitable boundary conditions). In general, however, assessing this behavior is considerably more delicate.

Nevertheless, current simulations indicate –at least for the cases considered– that the hyperbolic-driver conditions do give rise to reasonably well behaved solutions [9] as judged by monitoring the approximate fulfillment of the original elliptic condition that motivated the driver condition. These simulations implement a driver in such a way that some of the variables of the BSSN formalisms [28, 29], the Γ^i , are frozen at late times in black hole evolutions. Although they give rise to great improvement in the evolution of single black holes and head-on collisions, it is not clear whether they are successful due to the fact that they minimize particularly delicate variables in the system [30] or due to their “proximity” (in a loose sense) to a minimal distortion condition. If the latter is the reason, it would indicate that this

condition could benefit other formulations. Unfortunately, to our knowledge, these conditions have been employed in practical applications only in the BSSN-based codes.

In order to investigate the usefulness of the geometrically motivated condition we consider it within the driver approach generalized in the following way (Q3 equation):

$$(\partial_t - b \mathcal{L}_\beta)Q^i + \nabla_k [g \alpha (\Sigma^{ki} - \lambda \gamma^{ki} \text{tr}\Sigma)] = -\sigma Q^i. \quad (13)$$

Let us discuss in detail the differences between the standard gamma driver condition, as used in [9], and (13). First, a Lie term has been included in the Q3 equation with a free constant b . Although this Lie term does not come naturally from the “driver”, we will see later that it affects the shift speed (that is, the speed of the eigenvectors associated to the shift) and it will be required in order to fulfill other requirements. The physical meaning, when $b = 1$, would be that the driver is not along the time lines but along the normal lines to the space-like hypersurfaces.

The second difference is that we employ a covariant derivative (with respect to the intrinsic metric of the hypersurface) in (13) which is dictated by the minimal distortion condition. This additionally ensures the tensorial character of the equation, and so both the Q^i and the β^i are now vectors, with the corresponding advantages. Finally, the parameter λ has been kept in order to generalize the condition and adapt it to other formalisms that do not use the conformal decomposition. This way, it one can choose which densitized strain is going to be minimized during the evolution.

1. Characteristic Analysis

In order to analyze the structure of the system with the coordinate conditions adopted we must choose a particular formulation. Here we employ the Z4 formalism though we have checked that similar issues arise when employing the above coordinate conditions in the formulation presented in [16].

The characteristic analysis of the gauge conditions (11, 13) with the Z4 formalism described in the next section shows that there are three clearly separated “gauge cones”. We refer to them in this way to stress that these come about due to the coordinate conditions considered. However, their corresponding eigenvectors span *not just* the part of the Hilbert space corresponding to the lapse, shift and derivatives of this last one. Indeed, they have components both on the coordinates and main variables sectors which will have delicate consequences as we shall see later. These gauge cones can be grouped into three distinct entities:

- Lapse cone, which propagates with speed $-\frac{a+1}{2}\beta_n \pm \sqrt{f \alpha^2 + (\frac{a-1}{2})^2 \beta_n^2}$.
- Transversal shift cone, which propagates with speed $-\frac{b+1}{2}\beta_n \pm \sqrt{g \alpha^2 + (\frac{b-1}{2})^2 \beta_n^2}$.
- Longitudinal shift cone, which propagates with speed $-\frac{b+1}{2}\beta_n \pm \sqrt{2 g (1 - \lambda) \alpha^2 + (\frac{b-1}{2})^2 \beta_n^2}$.

An analysis of the associated eigenvectors both for the Z4 and the formalism described in [16] reveals that the full evolution system is strongly hyperbolic only if all the gauge speeds are different one from each other and different from the speed of light. Otherwise, there is a collapse of some of the eigenvalues and there is not a complete basis of eigenvectors, leading to a weakly hyperbolic system.

We thus see the need to introduce the Lie terms (controlled with the parameters $\{a, b\}$) in equations (11, 13) which will provide sufficient flexibility to obtain a well behaved system. For simplicity, let us focus on the condition for the lapse —the same discussion is also valid for the other gauge cones—. If the Lie term is included ($a = 1$), as the driver acts to minimize the dynamics along the normal line, the associated speeds are $-\beta \pm \sqrt{f} \alpha$. This kind of structure allows for inflow coordinates where $\beta_n > \sqrt{f} \alpha$ and all the lapse eigenvectors have negative speed. As mentioned, this requirement is crucial near a black hole horizon, where a standard practice is to excise the singularity by introducing an excision boundary. Here it is not known which boundary conditions to define and even how could be implemented if known [44]. Another problem of this approach is the existence of so-called “sonic points” (in analogy with fluid dynamics) where the speed is zero ($\beta_n = \sqrt{f} \alpha$). At these points there is a collapse of some of the gauge eigenvectors with some standing modes, and the system is weakly hyperbolic in one direction.

On the other side, if the Lie term is not included ($a = 0$), the lapse speeds are $-\frac{1}{2}\beta_n \pm \sqrt{f \alpha^2 + (\frac{\beta_n}{2})^2}$. In this case the driver is along the time lines and the evolution system is always strongly hyperbolic; the speeds/eigenspeeds are such that only in the case $\alpha = 0$ there could be a collapse of eigenvectors. However, some of these eigenspeeds are such that, at an excision surface, will always describe incoming modes (i.e. towards the computational domain). This means that boundary conditions are to be specified for these modes somehow. Unfortunately, as these modes couple

coordinate and main evolution variables, one has to worry about how to provide suitable boundary conditions to the gauge functions and carry the evolution of the main variables without providing boundary conditions to them. This is a delicate problem in itself. Intuitively, one expects that boundary conditions are only required for the gauge functions; however, some of the main variables themselves depend on the gauge functions also (the extrinsic curvature). Hence, the issue of separating the gauge dependent component of the incoming modes must be clarified before proceeding this way. To do so requires considering constraint preserving boundary conditions which might be further complicated by the fact that the characteristic structure need not be constant along the excision surface.

Summarizing, there is a tension between trying to obtain a minimizing prescription and ensure both strong hyperbolicity of the system and that any suitably defined excision boundary is of outflow type. In hindsight it could be argued that this is a consequence of having tried to ‘get away’ without solving an elliptic equation –which does require boundary conditions at all boundaries– and solely deal with a hyperbolic equation where no boundary is required at the excision surface.

It is then clear that the options are: (i) to stay at the elliptic (or related parabolic) level for the coordinate conditions; (ii) give up the symmetry seeking approach through driver conditions (at least in the problematic regions by suitably modifying the equations or by adding convenient lower order terms to the equations [33]) or (iii) consider a new set of options that aim to resolve the conflicts.

C. Almost-Stationary Motions: the Q4

An appealing alternative is to consider conditions derived by minimizing some suitably defined spacetime scalars. As it has been recently pointed out in [12], the harmonic almost-Killing equation (HAKE)

$$\nabla_\mu [\xi^{(\mu;\nu)} - \frac{1}{2}(\nabla \cdot \xi) g^{\mu\nu}] = 0 \quad (14)$$

is a generalization of the Killing equation $\xi^{(\mu;\nu)} = 0$ whose solution space includes also the affine Killing vectors and, of course, its subfamily the Homothetic Killing vectors. For this reason, the covariant conservation law (14) can provide a precise definition of the concept of approximate Killing vectors as solutions of the HAKE equation (14). This equation can be obtained from the standard variational principle (5) with a Lagrangian L given by

$$L = \xi_{(\rho;\sigma)} \xi^{(\rho;\sigma)} - \frac{1}{2}(\nabla \cdot \xi)^2 \quad (15)$$

Since the Lagrangian is non positive it is not possible to guarantee that extremizing the action will provide a solution that minimizes it. However, by suitably adding damping terms, the hope is that will indeed be the case. In such a case, the HAKE equation can be of great utility as a coordinate condition, because it is not only well adapted to the stationary spacetimes (a Killing vectors is a solution) but also “minimizes” the deviation from the stationary regime. In spacetimes with some (quasi) symmetry, it is expected that the congruence of time lines of the observers will be aligned during the evolution with the time (almost) Killing vector, avoiding this way spurious time dependence due to an unfortunate choice of coordinates.

The physical meaning can be better understood by considering the adapted coordinates $\xi = \partial_t$, where now $\Sigma_{\mu\nu} \equiv \mathcal{L}_\xi g_{\mu\nu} = \partial_t g_{\mu\nu}$. The 4D Lagrangian (15) can be written as

$$L = \Sigma_{\mu\nu} \Sigma^{\mu\nu} - \frac{1}{2}g_{\mu\nu} (\Sigma_{\gamma\delta} g^{\gamma\delta}). \quad (16)$$

which can be reinterpreted as a four-dimensional generalization of the positive definite 3D lagrangian (4). Following the analogy, the HAKE equation (14) can be seen as the 4D generalization of the minimal densitized strain (6). The main difference is that, since the HAKE equation considers also the time component of the spacetime, the structure of the resulting system is not elliptic anymore but hyperbolic.

In the Z4 context there are Z-terms that must be included in the HAKE (14) in order to get a well posed problem. With these terms, the conservation law (14) can be written in different ways, like for instance

$$\nabla_\nu \left[\frac{1}{\sqrt{g}} \mathcal{L}_\xi(\sqrt{g} g^{\mu\nu}) \right] = 2 g^{\mu\nu} \mathcal{L}_\xi Z_\nu \quad , \quad (17)$$

or, in adapted coordinates,

$$g^{\sigma\rho} (\partial_t \Gamma^\mu_{\sigma\rho}) + 2 g^{\mu\nu} \partial_t Z_\nu = 0 \quad . \quad (18)$$

Equation (17) shows explicitly the tensorial character of the gauge condition, while the equation (18) points out its relation with the harmonic coordinates, i.e. $g^{\sigma\rho} \Gamma^\mu_{\sigma\rho} = 0$. This gauge condition, which will be called Q4, is the closest to fulfill all the requirements; not only the shift but also the lapse is well adapted to stationary spacetimes, and if there is only an approximated symmetry, the coordinates are expected to adapt in order to minimize the rate of change of the metric. An additional property is that as a result of their construction, the gauge conditions obtained are also defined in a covariant way.

The ambiguity of including or not the Lie terms in the Q-equations, introduced in the Q3 gauge, is not present here, where there is no choice: the Lie terms are actually there. As a consequence, the lack of strong hyperbolicity at sonic points appears again in the gauge cones, as it will be shown in the next section.

IV. THE EVOLUTION SYSTEM: Z4 FORMALISM + Q4 GAUGE

In order to study the hyperbolicity of the gauge conditions we have to consider them within the context of a specific formalism in order to get a closed set of equations that will constitute the evolution system. For concreteness we adopt the Z4 formalism, but similar results can be obtained with other formulations.

Here the Z4 formalism and the Q4 gauge will be written down as an evolution system of (second order in space and first order in time) equations by means of the 3+1 decomposition. The characteristic structure of a fully first order version of this evolution system will be analyzed in detail, as well as how to pass from a second order system (in space) to a first order one without altering the structure of the eigenvectors.

A. The Formalism : the (first order) Z4 system

The four-dimensional equations (1) can be written, by using the 3+1 decomposition, in the equivalent form [34]:

$$(\partial_t - \mathcal{L}_\beta) \gamma_{ij} = -2 \alpha K_{ij} \quad (19)$$

$$(\partial_t - \mathcal{L}_\beta) K_{ij} = -\nabla_i \alpha_j + \alpha [R_{ij} + \nabla_i Z_j + \nabla_j Z_i - 2 K_{ij}^2 + (\text{tr}K - 2 \Theta) K_{ij} - S_{ij} + \frac{1}{2} (\text{tr}S - \tau) \gamma_{ij}] \quad (20)$$

$$(\partial_t - \mathcal{L}_\beta) \Theta = \frac{\alpha}{2} [R + 2 \nabla_k Z^k + (\text{tr}K - 2 \Theta) \text{tr}K - \text{tr}(K^2) - 2 Z^k \alpha_k / \alpha - 2 \tau] \quad (21)$$

$$(\partial_t - \mathcal{L}_\beta) Z_i = \alpha [\nabla_j (K_i^j - \delta_i^j \text{tr}K) + \partial_i \Theta - 2 K_i^j Z_j - \Theta \alpha_i / \alpha - S_i] \quad (22)$$

In order to convert the equations (19-22) into a fully first order system, the spatial derivatives of the lapse, the shift and the intrinsic metric must be introduced as new independent quantities, that is

$$A_i \equiv \partial_i \ln \alpha, \quad B_k^i \equiv \partial_k \beta^i, \quad D_{kij} \equiv \frac{1}{2} \partial_k \gamma_{ij} \quad (23)$$

and substituted everywhere. The evolution equations for these additional quantities can be computed easily taking the time derivative of the definition (23) and permuting the time and spatial derivatives. Due to the commutativity of second spatial derivatives, we can add without any change in the solution space the constraints $C_{ki} = \partial_k A_i - \partial_i A_k$, $C_{lk}^i = \partial_l B_k^i - \partial_k B_l^i$ and $C_{klj} = \partial_l D_{kij} - \partial_k D_{lij}$ with free parameters $\{c_a \ c_b \ c_d\}$ to the evolution equations of the lapse, shift and intrinsic metric respectively. In the evolution equations for the metric components are defined in a general way as

$$\partial_t \alpha = -\alpha^2 Q, \quad \partial_t \beta^i = -\alpha Q^i, \quad \partial_t \gamma_{ij} = -2 \alpha Q \quad (24)$$

then the evolution of their spatial derivatives, with the addition of the ordering constraints, would be

$$\partial_t A_i + \partial_i [\alpha Q] - c_a \beta^l C_{li} = 0 \quad (25)$$

$$\partial_t B_k^i + \partial_k [\alpha Q^i] - c_b \beta^l C_{lk}^i = 0 \quad (26)$$

$$\partial_t D_{kij} + \partial_k [\alpha Q_{ij}] - c_d \beta^l C_{lkij} = 0 \quad (27)$$

Here there is a delicate point; if one wants to preserve the same eigenvectors when passing from the second order system (in space) to the first order one, the choice $\{c_a \ c_b \ c_d\} = \{1 \ 1 \ 1\}$ is compulsory. Since we are interested on the physical solutions, which should not depend on the order of the (spatial derivatives of the) equations, this will be our choice from now on.

With this choice, a first order version of the Z4 formalism can be written as a system of balance laws:

$$\partial_t A_i + \partial_l [-\beta^l A_i + \delta^l_i (\alpha Q + \beta^m A_m)] = B_i^l A_l - B_l^l A_i \quad (28)$$

$$\partial_t B_k^i + \partial_l [-\beta^l B_k^i + \delta^l_k (\alpha Q^i + \beta^m B_m^i)] = B_l^i B_k^l - B_l^l B_k^i \quad (29)$$

$$\partial_t D_{kij} + \partial_l [-\beta^l D_{kij} + \delta^l_k (\alpha Q_{ij} + \beta^m D_{mij})] = B_k^l D_{lij} - B_l^l D_{kij} \quad (30)$$

$$\partial_t K_{ij} + \partial_k [-\beta^k K_{ij} + \alpha \lambda^k_{ij}] = S(K_{ij}) \quad (31)$$

$$\partial_t \Theta + \partial_k [-\beta^k \Theta + \alpha (D^k - E^k - Z^k)] = S(\Theta) \quad (32)$$

$$\partial_t Z_i + \partial_k [-\beta^k Z_i + \alpha \{-K^k_i + \delta^k_i (trK - \Theta)\}] = S(Z_i) \quad (33)$$

where

$$\begin{aligned} \lambda^k_{ij} = D^k_{ij} - \frac{1}{2} (1 + \xi) (D_{ij}^k + D_{ji}^k) + \frac{1}{2} \delta^k_i [A_j + D_j - (1 - \xi) E_j - 2 Z_j] \\ + \frac{1}{2} \delta^k_j [A_i + D_i - (1 - \xi) E_i - 2 Z_i] , \end{aligned} \quad (34)$$

being $D_i \equiv D_{ik}^k$ and $E_i \equiv D^k_{ki}$. The non-zero source terms can be found in the Appendix.

B. The Q4 gauge

The gauge condition can be written as a set of evolution equations for some gauge quantities by means of the 3+1 decomposition, using either the covariant conservation law (17) or the non-vectorial ‘‘standing’’ equation (18). Of course, these equations (and their 3+1 forms) are completely equivalent, so one could be recovered from the other without any problem at the second order (in spatial derivatives) level. At the first order level this transition is not always so transparent when the ordering constraints C_{ki} , C_{lk}^i and C_{klij} are included; this is the reason to start from the appropriate version of the HAKE equation from the very beginning, at the four-dimensional level, to write then the most convenient 3+1 gauge equations.

The 3+1 form of the conservation law (17) provides directly evolution equations for the tensor quantities $\{Q, Q^i\}$, and it can be useful to take advantage of the symmetries of the problem. For instance, in spherical coordinates the vector Q^i is in general $Q^i = (Q^r, Q^\theta, Q^\phi)$. If the problem is also spherically symmetric, then only Q^r and β^r would have a non-trivial evolution equation, as opposed to what happens either with the harmonic coordinates (10) or the non-vectorial standing version (18). Notice that the semialgebraic Q3 (13) has also this vectorial character.

On the other side, the 3+1 form of the ‘‘standing’’ version (18) reduces directly to evolution equations for some combinations of variables which follow an ODE, so they are directly standing modes of the system. This version is more convenient in general cases without symmetries in order to write the system in fully first order. The resulting standing modes, combinations of the Q-quantities with other variables of the system, hold always, so these eigenvectors are the same in both second and first order versions. The ‘‘standing’’ version (18) can be written, by means of the 3+1 decomposition, as

$$\partial_t P \equiv \partial_t [\alpha (Q - trK + 2 \Theta) + \beta^j A_j] = -2 \alpha^2 K_{ij} (Q^{ij} - \gamma^{ij} Q) - 2 \alpha Q^j (A_j + Z_j) \quad (35)$$

$$\partial_t P^i \equiv \partial_t [\alpha Q^i + \beta^j B_j^i + \alpha^2 (2 E^i - D^i - A^i + 2 Z^i)] = \quad (36)$$

$$2 \alpha Q^j (\alpha K_j^i - B_j^i) + 2 \alpha^3 (Q^{jk} - \gamma^{jk} Q) \Gamma^i_{jk} + 4 \alpha^3 (Q^{ij} - \gamma^{ij} Q) Z_j - \alpha Q^i [\alpha (Q - trK) + \beta^j A_j]$$

where the standing P-quantities have been defined. From these equations it is easy to see that the principal part is just the time derivative of the harmonic conditions (10).

As it was discussed previously, equations (35-36) admit many different solutions. A convenient way to enforce the precise desired solution without unfavorably affecting the characteristic structure of an hyperbolic system was introduced in [35]. The method consists in adding a source damping term that damps the solution to the desired one. In our case it would be:

$$\partial_t Q = \dots - \sigma (Q - \eta trQ) \quad (37)$$

$$\partial_t Q^i = \dots - \sigma Q^i \quad (38)$$

where the dots stand now for all the original terms. Since only one vector can be constructed just by contracting the $\Sigma_{\mu\nu}$ tensor with the normal lines, there can not be any ambiguity on the damping term for the equation of Q^i . However, the two different scalars Q and trQ can be constructed from $\Sigma_{\mu\nu}$, so all the combinations are included in the damping terms in (37). Two special cases arise here:

- The first one would correspond to the choice $\eta = 0$; all the Q-quantities are driven to zero, so that one tries to minimize the rate of change of all the metric components. It is the default case, most suitable in physical situations in which we expect a stationary regime to be reached asymptotically.
- The second case would correspond to the choice $\eta = 1$; the lapse equation (35) is driven to the solution $Q = trQ$ instead of $Q = 0$. This way, although the shift equation is still used for minimizing the intrinsic metric, the lapse just tries to follow the singularity avoidant condition $\partial_t(\alpha/\sqrt{\gamma}) = 0$. This can be useful in all cases in which singularity avoidance is required. Note that a stronger singularity avoidance behavior is expected when $\eta > 1$.

C. Characteristic structure

The evolution system have the following 54 independent variables

$$u = \{\alpha, \beta^i, \gamma_{ij}, K_{ij}, \Theta, Z_k, A_i, B_j^i, D_{kij}, P, P^i\} \quad (39)$$

where the $\{Q, Q^i\}$ can be written in the equations as function of the $\{P, P^i\}$ and other variables. The system is strongly hyperbolic if all the eigenvalues are real with a complete base of eigenvectors for any arbitrary direction n^k and the symmetrizer can be shown to be smooth. We have not looked into this, though the analysis would follow the lines of those presented in [36, 37] where the condition has been shown to hold.

The analysis of the eigenvalue/eigenvector structure is more clear when the quantities (and the modes) are decomposed by projecting them into this specific direction. That way, for instance, a vector T_i would be separated into its longitudinal part $T_n \equiv T_k n^k$ and its transversal components $T_a \equiv T_i - T_n n_a$. From now on we will use the indices $\{a, b, c, d\}$ for the transverse components and n for the projection along n^k . Using this notation, the list of the gauge-independent eigenvectors can be written as:

- Standing modes: there are 10 eigenfields corresponding to the metric components with speed $v = 0$

$$[\alpha], \quad [\beta^i], \quad [\gamma_{ij}]. \quad (40)$$

- Normal modes: there 20 transversal components of the first order derivatives, propagating with speed $v = -\beta^n$:

$$[D_{cij}], \quad [A_c], \quad [B_c^i]. \quad (41)$$

- Transverse light cone: there are 6 new independent eigenvectors propagating with light speed $v = -\beta_n \pm \alpha$ that allow to recover $\{K_{ab}, D_{nab}\}$, that is,

$$L_{ab}^{(\pm)} = [K_{ab} - \frac{1}{2\alpha}(B_{ab} + B_{ba})] \pm [D_{nab} - \frac{(1+\xi)}{2}(D_{abn} + D_{ban})]. \quad (42)$$

- Mixed light cone: there are 4 new independent eigenvectors propagating with light speed $v = -\beta_n \pm \alpha$ that allow to recover $\{K_{na}, Z_a\}$, that is,

$$L_{na}^{(\pm)} = [K_{na}] \pm \frac{1}{2} [A_a + D_{ac}^c + (\xi - 1) D^c_{ca} - \xi D_{ann} - 2 Z_a]. \quad (43)$$

- Energy cone: there are 2 new independent eigenvectors propagating with light speed $v = -\beta_n \pm \alpha$ that allow to recover $\{\Theta, Z_n\}$, that is,

$$E^{(\pm)} = [\Theta - \frac{1}{\alpha} B_c^c] \pm [D_{nc}^c - D^c_{cn} - Z_n]. \quad (44)$$

Several comments are in order here. The eigenvectors are simple due to the choice $\{c_a c_b c_d\} = \{1 1 1\}$. Other cases, like the trivial one $\{c_a c_b c_d\} = \{0 0 0\}$, are considerably more complicated and do not have a complete basis of eigenvectors at the sonic points. Notice also that, up to here, the results are independent on the gauge condition. The remainder of the characteristic structure is dictated by the choice of coordinate conditions; in our case it is given by

- Lapse sector: The standing eigenvector $[P]$, plus the cone spanned by the 2 new independent eigenvectors propagating with light speed $v = -\beta_n \pm \alpha$ that allow to recover $\{K_{nn}, A_n\}$, that is,

$$G^{(\pm)} = [P] + (\alpha \mp \beta_n) [(trK - 2 \Theta) \pm A_n] \quad (45)$$

- Transversal shift sector: The standing eigenvector $[P_a]$, plus the cones spanned by the 4 new independent eigenvectors propagating with light speed $v = -\beta_n \pm \alpha$ that allow to recover $\{B_{na}, D_{nna}\}$, that is,

$$S_a^{(\pm)} = [P_a] + (\alpha \mp \beta_n) [\alpha (A_a + D_a - 2 E_a - 2 Z_a) \pm (B_{na} + B_{an})] \quad (46)$$

- Longitudinal shift sector: The standing eigenvector $[P_n]$, plus the cone spanned by the 2 new independent eigenvectors propagating with light speed $v = -\beta_n \pm \alpha$ that allow to recover $\{B_{nn}, D_{nnn}\}$, that is,

$$S_n^{(\pm)} = [P_n] - (\alpha \mp \beta_n) [\alpha D_n \pm (\alpha trK - trB)]. \quad (47)$$

Note that at the sonic points ($|\beta_n| = \alpha$) one of the sign choices in the former equations coincides with one of the standing eigenfields $\{P, P_i\}$. Then, there is not a complete basis of eigenvectors and the system is just weakly hyperbolic there, as it happens with the Q3 gauge. However, these sonic points can be found only in the tachyonic coordinates regions, where $\beta^2 \geq \alpha^2$. Moreover, there will be missing eigenvectors there only for the particular directions in which $|\beta^k n_k| = \alpha$. This is considerably less severe than the failure to achieve strong hyperbolicity for generic directions in the full computational domain. This sonic points issue arises also in the hydrodynamical equations and is often dealt with by a small amount of dissipation [38]. In the next section we will check numerically the behavior of the system.

V. NUMERICAL RESULTS

The previous gauge conditions will be tested in different periodic spacetimes which have been suggested [39] as standard test-beds for Numerical Relativity codes. The numerical algorithm used is the standard method of lines [40] with centered second order discretizations of spatial derivatives and third order Runge–Kutta to evolve in time. We will focus on three different tests; the ‘robust stability’ test, in order to check the well posedness of the formalism. The gauge waves, in order to see the effect of the different gauge conditions in spacetimes with a time-like Killing vector. And the Gowdy waves, where there is no such time-like Killing vector. Usually we will compare the results of the (first order) Z4 formalism either with the harmonic coordinates (the evolution system will be called Z4harm) or the Q4 condition (the evolution system will be called ZQ4). The results for the zero shift case, which are identical in few cases to the Z4harm as we will show later, were already presented in [41].

A. Robust stability

Let us consider a small perturbation of Minkowski space-time which is generated by providing random initial data for every dynamical field in the system. The level of the random noise must be small enough to make sure that, as long as the implementation is stable, fields will remain at the linear regime even for a hundred crossing times (the time that a light ray will take to cross the longest way along the numerical domain). This test is designed to experimentally assess the hyperbolicity of the evolution system by exciting high frequency modes and observing the overall behavior of the solution. As higher frequencies are allowed in the problem, for a strongly/symmetric hyperbolic systems the solution should be well behaved while this is not the case with weakly hyperbolic systems.

The results of this test around the standard flat space-time $\beta^i = 0$ are already well known from the analytical analysis for both the evolution systems Z4harm and ZQ4. Since both of them are strongly hyperbolic around $\beta^i = 0$, all the norms remain constant during the simulation, decreasing slightly due to the inherent dissipation of the numerical scheme (no additional artificial dissipation has been added in the simulations). However, it can be useful to study numerically what happens at the sonic point $\beta^x = \alpha$, where the ZQ4 is strongly hyperbolic for all the directions but one, and check whether the ZQ4 system leads to a convergent solution. In order to study this scenario, we define both α and β^x being 1 plus a small random perturbation.

In order to see the expected behavior, we have plotted first in Fig. 1 the norm of trK of the Z4harm evolution system around the sonic point for three different space resolutions. Notice that, although we are displaying one scalar quantity, the same behavior is observed by all the other norms. As it is expected in strongly hyperbolic systems, as

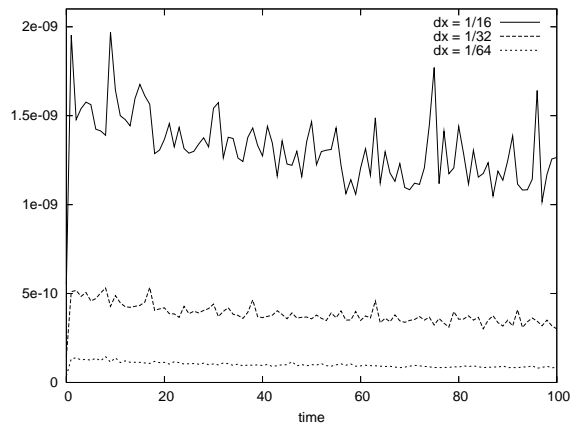


FIG. 1: Maximum norm of the trK for the harmonic gauge around the sonic point $\beta^x \approx \alpha \approx 1$ for three different resolutions. The slope of the norms remains constant independently of the resolution as expected on strongly hyperbolic systems. The simulation are performed in a cube of length $L = 1$ with 16, 32 and 64 points respectively. The time step is $dt = 0.25 dx$ and no artificial dissipation has been added.

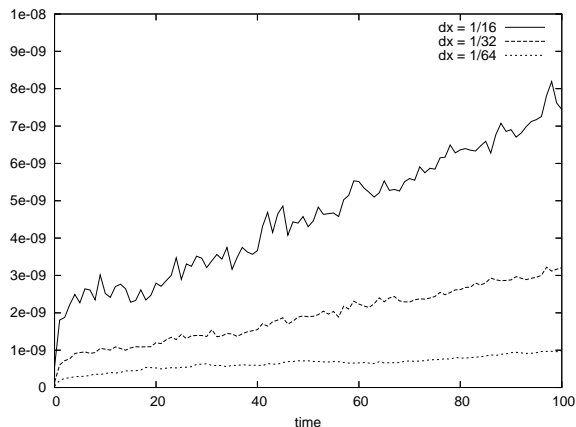


FIG. 2: The same plot that in Fig. 1 but for the Q4 gauge. The slope of the norms, although they are growing in all the simulations, decreases as the resolution increases, approaching to the (constant) exact solution. This suggests that the system is well posed even at the sonic points.

resolution is increased the numerical solution either should not grow or its growth should be lesser. Note also that the same kind of behavior is shown for both the Z4harm and the ZQ4 evolution systems around $\beta = 0$.

A similar plot is presented in Fig. 2 for the ZQ4 evolution system, again for three different space resolutions. Although some of the variables (trK in the plot) show a growing norm, its slope decreases with resolution. So, although the profiles are different from the standard case shown in Fig. 1, the observed behavior is consistent with a stable implementation, suggesting that the ZQ4 evolution system is not ill posed at the sonic points.

B. The gauge waves

We now consider again the Minkowski metric written in a non-trivial coordinates, obtained by performing a general conformal transformation to the t - x coordinates, that is,

$$ds^2 = H^2(t, x) (-dt^2 + dx^2) + dy^2 + dz^2 . \quad (48)$$

Propagation along the x axis can be simulated by considering a dependence like $H(t, x) = h(x - t)$, so the exact time evolution (in these coordinates) will be just the “shifted” initial profile. We will use here a periodic smooth profile,

like a sine wave

$$h(t, x) = 1 - A \sin\left(\frac{2 \pi x}{d}\right) \quad (49)$$

where d is the size of the x domain and A is the amplitude of the wave. Additionally, we will take advantage of the periodicity of the initial profile to use periodic boundary conditions with $d = 1$.

In Fig. 3 the norm of the strain Q_{xx} is shown for both the Z4harm and the ZQ4 evolution systems. The evolution of the Z4harm is the same as the zero shift case described in [41]. In the ZQ4 case we have plotted two different cases, corresponding to different damping coefficients. The first one is with $\eta = 1$, so the time lines are driven to the condition $Q = trQ$. As it can be seen in the plot, the result is very similar to the harmonic case. The second case corresponds to the choice $\eta = 0$, where the time lines are driven to get aligned with one of the Minkowski time-like Killing vectors. The result shows the desired behavior; the observers behave in a way in which the metric components are explicit stationary, as it can be checked in Fig. 4.

Different snapshots of the (non-trivial component of the) extrinsic curvature K_{xx} , in Fig. 5, shows that the evolution is almost frozen between 10 and 100 crossing times. Finally, a convergence test for the variable Q_{xx} is performed in Fig. 6. The solution displays a decaying behavior, in which all resolutions match, until an asymptotic stage is reached (after around 30 crossing times), where the plots clearly converge to $Q_{xx} = 0$.

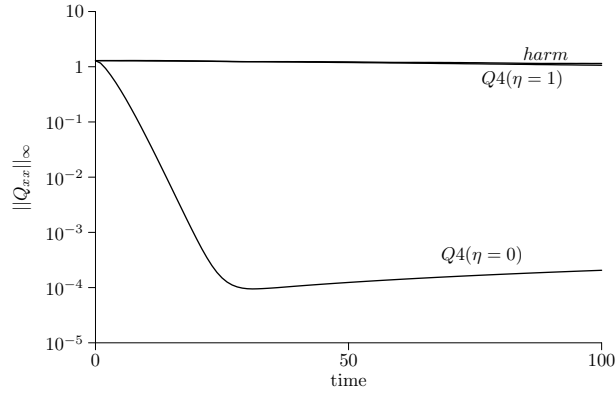


FIG. 3: Norms of the non-trivial strain component Q_{xx} for both the harmonic and the Q4 gauges with different values of the second damping parameter η . While the harmonic and the Q4 gauges with $\eta = 1$ show a similar non-freezing behavior, the Q4 with $\eta = 0$ actually minimizes the strain, driving the system to a stationary state. The initial amplitude of the gauge wave is $A = 0.1$ and the simulations are performed in a channel of $50 \times 5 \times 5$ points with length $L = 1$ in the longest direction. The time step is again $dt = 0.25 dx$ and in this case some (small) Kreiss-Oliger artificial dissipation has been added in order to kill the high-frequency modes.

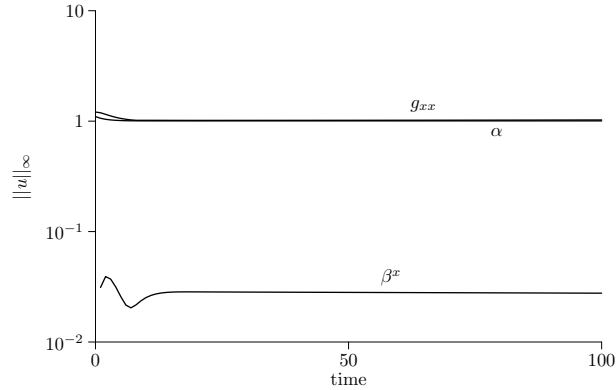


FIG. 4: The norms of the metric components for the ZQ4 evolution system with $\eta = 0$. After few crossing times all of them remain almost constant, implying a very small value of its time derivatives, the Q-quantities.

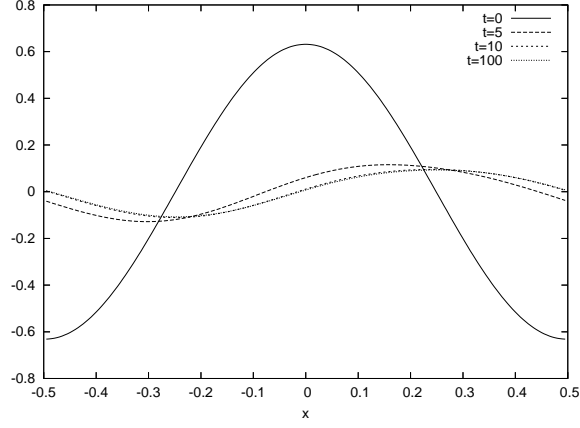


FIG. 5: The extrinsic curvature K_{xx} in the x direction at different times for the same simulation that in Fig. 4. After 10 crossing times there are not many changes in the profile.

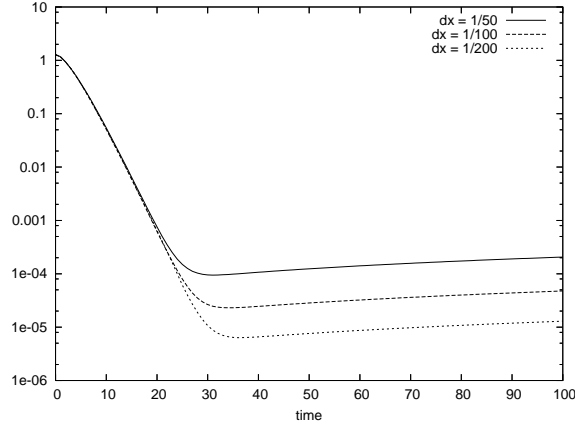


FIG. 6: The non-trivial component Q_{xx} is plotted for different resolutions ($dx = 1/50$, $dx = 1/100$, $dx = 1/200$) with the Z4Q with $\eta = 0$. All plots match during the transient decaying stage, until some minimum is reached. This minimum value can be seen to converge at a second order rate to $Q_{xx} = 0$.

C. The Gowdy waves

Let us consider now the Gowdy spacetime, which describes a space-time containing plane polarized gravitational waves. The line element can be written as

$$ds^2 = t^{-1/2} e^{\mathcal{Q}/2} (-dt^2 + dz^2) + t(e^{\mathcal{P}} dx^2 + e^{-\mathcal{P}} dy^2) \quad (50)$$

where the quantities \mathcal{Q} and \mathcal{P} are functions of t and z only and periodic in z , so that (50) can be implemented with periodic boundary conditions. Following [39], we will choose the particular case

$$\mathcal{P} = J_0(2\pi t) \cos(2\pi z) \quad (51)$$

$$\begin{aligned} \mathcal{Q} = & \pi J_0(2\pi) J_1(2\pi) - 2\pi t J_0(2\pi t) J_1(2\pi t) \cos^2(2\pi z) \\ & + 2\pi^2 t^2 [J_0^2(2\pi t) + J_1^2(2\pi t) - J_0^2(2\pi) - J_1^2(2\pi)] \end{aligned} \quad (52)$$

so that it is clear that the lapse function

$$\alpha = t^{-1/4} e^{\mathcal{Q}/4} \quad (53)$$

is constant everywhere at any time t_0 at which $J_0(2\pi t_0)$ vanishes. In [39] the initial slice $t = t_0$ was chosen for the simulation of the collapse, where $2\pi t_0$ is the 20-th root of the Bessel function J_0 , i.e. $t_0 \simeq 9.88$.

Let us now perform the following time coordinate transformation

$$t = t_0 e^{-\tau/\tau_0}, \quad \tau_0 = t_0^{3/4} e^{\mathcal{Q}(t_0)/4} \simeq 472, \quad (54)$$

so that the expanding line element (50) is seen in the new time coordinate τ as collapsing towards the $t = 0$ singularity, which is approached only in the limit $\tau \rightarrow \infty$. Notice that this singularity avoiding time coordinate τ is not the proper time nor it does coincide with the number of crossing times, due to the collapse of the lapse.

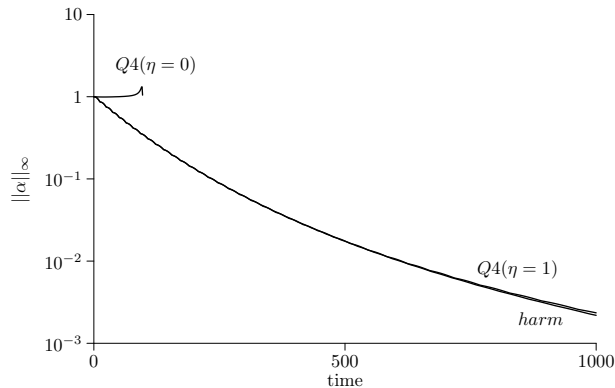


FIG. 7: Maximum norm of the lapse for both the harmonic and the Q4 gauges. After 100 crossing times the Q4 gauge with $\eta = 0$ gets too close to the singularity and crashes, while the other cases continue evolving until 1000 crossing times without problem. The simulations are performed in a channel of $5 \times 5 \times 50$ points with length $L = 1$ in the longest direction. The time step is again $dt = 0.25 dx$ and some amount of Kreiss-Oliger dissipation has been added.

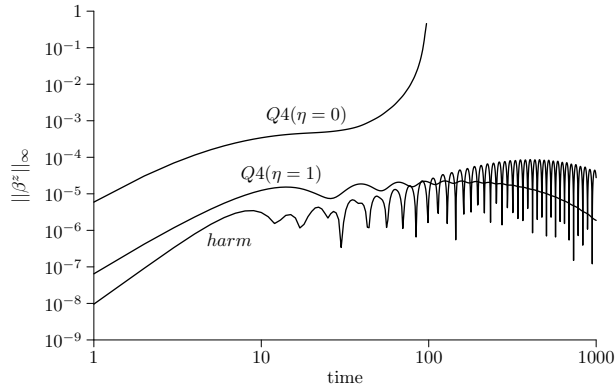


FIG. 8: Maximum norm of the non-trivial component of the shift for the same simulation than in Fig. 7. The time scale has been changed from the linear to the logarithmic type in order to clarify the plot. Note that the Q4 gauge with $\eta = 0$ leads to a monotonic growing of the norm of the shift. In the other cases, we can see the strong oscillations of the harmonic case as contrasted with the smooth behavior of the Q4 gauge with $\eta = 1$.

As in the gauge waves test, the simulation is performed for the Z4harm and the ZQ4 evolution system with different values of η . The maximum norm of the lapse α is plotted in Fig. 7, showing two different kinds of behavior

- Singularity avoiding behavior. This is indicated by the collapse of the lapse, which can clearly be seen both in the harmonic gauge and in the ZQ4 case with $\eta = 1$. This behavior is very similar to the zero shift case already described in [41]. We can see in Fig. 8 that the rate of change of the shift is much slower in the ZQ4 case with $\eta = 1$ than in the harmonic case, where strong time oscillations appear. This shows the freezing effect of the Q4 gauge, when compared with harmonic simulations, even for singularity avoiding choices of the gauge damping parameters.

- Lapse freezing behavior. This is indicated by the absence of lapse collapse in the ZQ4 case with $\eta = 0$. Since the metric is collapsing, one gets close to the singularity in a finite amount of coordinate time and the code crashes. When translated in terms of proper time, however, all the simulations arrive approximately to the same point. We can see in Fig. 8 a sharp increase in (the norm of) the shift, which is trying to freeze the collapse by increasing the observers outgoing speed.

It is worth to note here that this qualitative difference in the numerical simulations is triggered by the choice of the second damping parameter η , without affecting the principal part of the original HAKE equation.

The convergence of the solution for the ZQ4 system with $\eta = 1$ is shown in Fig. 9, where the Θ scalar is plotted for three different resolutions.

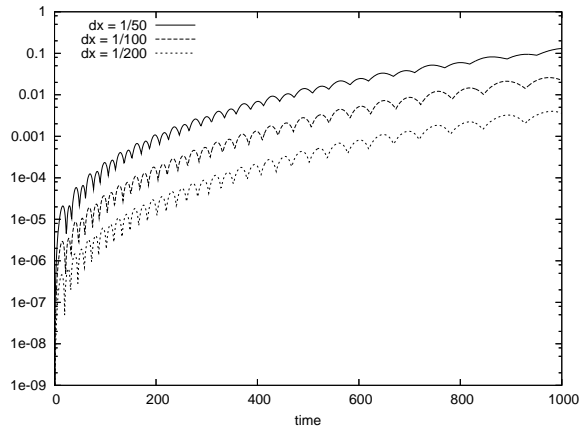


FIG. 9: The Θ quantity is plotted for three different resolutions ($dx = 1/50$, $dx = 1/100$, $dx = 1/200$) with the Q4 gauge and $\eta = 1$, showing a (second order) convergence to the exact zero solution.

VI. CONCLUSIONS

In this paper a large suite of hyperbolic gauge conditions has been studied with some detail, pointing out their advantages and possible problems.

We have paid particular attention to conditions derived from geometrical scalars devised in order to minimize spurious coordinate effects. Our analysis reveal several important consequences applicable to these conditions and also all related ones (whose principal part coincide with those studied here, as the gamma driver condition):

- Minimization of these quantities leads to a characteristic structure that yields inflow modes near the black hole excision surfaces. This implies that some kind of boundary condition is needed. However, as mentioned this is a delicate issue as main and gauge variables are intertwined in the inflow modes.
- Related conditions, obtained by the addition of suitable advection terms to the equations, do resolve this issue but at a cost of bringing two more: the conditions do not necessarily minimize the sought-after scalars and there are surfaces where the system becomes weakly hyperbolic.

Notice that there is a way to avoid most these problems altogether at the hyperbolic level by considering that a suitable first integral of the conditions does exist (which could be ensured by adding appropriate lower order terms to the equations) [10]. However, the resulting conditions need not minimize the scalars and thus spurious coordinate effects might very well remain.

As an alternative, a new coordinate condition, which has been introduced very recently, is used as a gauge prescription for Numerical Relativity applications. The main characteristic of this gauge condition (Q4) is that tries to “minimize” the deviation of the time lines from the time-like (quasi) Killing vectors, if there is one present on the space-time. The analogy with the 3D minimal strain condition is pointed out, and the evolution equations for the gauge quantities are written explicitly. The full list of eigenvectors is given, showing how to pass from a second order system (in space) to first order without changing the structure of the eigenvectors. In order to enforce the desired solution, some damping terms are included in the gauge equations, which allow for two kind of interesting alternatives.

The first one corresponds to freezing all metric components and it can be used when the space-time contains a (quasi) symmetry. The second one does not attempt to minimize the rate change of the lapse, but rather to drive it so that its rate of change is governed by the trace of the distortion. This provides a less restrictive alternative gauge condition for more general situations.

Finally, some numerical experiments have been performed in order to check the properties of the Q4 gauge, the condition which appears as the most promising one within generic hyperbolic conditions derived in a geometrical way. First, with the robust stability test, it has been shown that the evolution system leads to solutions which are consistent with those of a well posed problem even at the sonic points, where the system is weakly hyperbolic just for some specific directions [45]. The gauge waves test is also employed to check the conditions, showing that the Q4 gauge (for the choice $\eta = 0$) indeed aligns the time lines with the time Killing vector, thus leading to a stationary state. The Gowdy waves test allows to further discriminate the effect of the damping parameters, leading to either a singularity avoidant or to a lapse freezing behavior (when the lapse is driven either by the condition $Q \rightarrow trQ$ or $Q \rightarrow 0$, respectively).

Acknowledgments

This research was supported in part by the NSF under Grants No PHY0244335, PHY0244699, PHY0326311, PHY0302790 and NASA-NAG-1430 to Louisiana State University and the Horace Hearne Jr. Institute for Theoretical Physics. The authors also acknowledge support from the Spain's Ministry of Science and Education under project FPA2004-03666. L.L. was partially supported by the Alfred P. Sloan Foundation.

We thank C. Gundlach, H.O. Kreiss, J. Pullin, O. Sarbach and M. Tiglio, for helpful discussions, suggestions and/or comments on the manuscript.

L.L. thanks the Isaac Newton Institute (Cambridge, UK) and the University of Southampton (Southampton, UK) for hospitality during the last stages of this work.

Appendix: Sources of the Z4 evolution system

$$\begin{aligned}
S(K_{ij}) = & -K_{ij} B_k^k + K_{ik} B_j^k + K_{jk} B_i^k + \alpha \left\{ \frac{1}{2} (1 + \xi) [-A_k \Gamma^k_{ij} + \frac{1}{2} (A_i D_j + A_j D_i)] \right. \\
& + \frac{1}{2} (1 - \xi) [A_k D^k_{ij} - \frac{1}{2} \{A_j (2 E_i - D_i) + A_i (2 E_j - D_j)\}] \\
& + 2 (D_{ir}^m D^r_{mj} + D_{jr}^m D^r_{mi}) - 2 E_k (D_{ij}^k + D_{ji}^k) \\
& + (D_k + A_k - 2 Z_k) \Gamma^k_{ij} - \Gamma^k_{mj} \Gamma^m_{ki} - (A_i Z_j + A_j Z_i) - 2 K^k_i K_{kj} \\
& \left. + (trK - 2 \Theta) K_{ij} \right\} - 8 \pi \alpha [S_{ij} - \frac{1}{2} \gamma_{ij} (-\tau + S_k^k)] \tag{A.1}
\end{aligned}$$

$$S(Z_i) = -Z_i B_k^k + Z_k B_i^k + \alpha [A_i (trK - 2 \Theta) - A_k K^k_i - K^k_r \Gamma^r_{ki} + K^k_i (D_k - 2 Z_k)] - 8 \pi \alpha S_i \tag{A.2}$$

$$\begin{aligned}
S(\Theta) = & -\Theta B_k^k + \frac{\alpha}{2} [2 A_k (D^k - E^k - 2 Z^k) + D_k^{rs} \Gamma^k_{rs} - D^k (D_k - 2 Z_k) - K^k_r K^r_k \\
& + trK (trK - 2 \Theta)] - 8 \pi \alpha \tau \tag{A.3}
\end{aligned}$$

-
- [1] Y. Choquet-Bruhat. *Acta Mathematica* **88**, 141, (1952).
 - [2] H. Friedrich, *Comm. Math. Phys* **107**, 587 (1987).
 - [3] D. Christodoulou, and S. Klainerman. "The Global Nonlinear Stability of the Minkowski Space". Princeton University Press, Princeton, USA, (1993).
 - [4] H. Lindblad and I. Rodnianski, *Commun. Math. Phys* **256**, 43 (2005).
 - [5] L. Smarr and J.W. York, *Phys. Rev. D* **17**, 549 (1975).
 - [6] J.W. York, in "Sources of Gravitational Radiation" Ed. L. Smarr, Cambridge Univ. Press, New York (1979).
 - [7] P. R. Brady, J. D. E. Creighton and K. S. Thorne, *Phys. Rev. D* **58**, 061501 (1998) [arXiv:gr-qc/9804057].
 - [8] D. Garfinkle, C. Gundlach, *Class. Quant. Grav.* **16**, 4111 (1999) [arXiv:gr-qc/9908016]

- [9] M. Alcubierre, B. Bruegmann, P. Diener, M. Koppitz, D. Pollney, E. Seidel, R. Takahashi, Phys.Rev.D **67** , 084023 (2003) [arXiv:gr-qc/0206072]
- [10] L. Lindblom, M. A. Scheel, Phys. Rev. D **67** , 124005 (2003) [arXiv:gr-qc/0301120].
- [11] C. Bona, C. Palenzuela, Phys. Rev. D **69** , 104003 (2004) [arXiv:gr-qc/0401019].
- [12] C. Bona, J. Carot, C. Palenzuela, submitted to Phys. Rev. D [arXiv:gr-qc/0509015].
- [13] S. Dain, Class. Quant. Grav. **21**, 555 (2004).
- [14] D. Maxwell, Commun. Math. Phys. **253**, 561 (2004).
- [15] J. Balakrishna, G. Daues, E. Seidel, W. Suen, M. Tobias, E. Wang, Class. Quant. Grav. **13**, L135 (1996) [arXiv:gr-qc/9601027]
- [16] O. Sarbach and M. Tiglio, Phys. Rev. D **66**, 064023 (2002) [arXiv:gr-qc/0205086].
- [17] L. Lehner, Class. Quant. Grav. **18**, R25 (2001) [arXiv:gr-qc/0106072].
- [18] O. Reula, Liv. Reviews (1998).
- [19] S. Dain, Phys. Rev. Lett. **93**, 231101 (2004) [arXiv:gr-qc/0406099].
- [20] S. Dain, J. L. Jaramillo and B. Krishnan, Phys. Rev. D **71**, 064003 (2005) [arXiv:gr-qc/0412061].
- [21] M. W. Choptuik, E. W. Hirschmann, S. L. Liebling and F. Pretorius, Phys. Rev. D **68**, 044007 (2003) [arXiv:gr-qc/0305003].
- [22] M. Anderson and R. A. Matzner, arXiv:gr-qc/0307055.
- [23] E. Schnetter, “Gauge fixing for the simulation of black hole spacetimes,” arXiv:gr-qc/0411002. PhD Thesis, University of Tuebingen (2004).
- [24] F. Pretorius and M. W. Choptuik, arXiv:gr-qc/0508110.
- [25] H. P. Pfeiffer, L. E. Kidder, M. A. Scheel and S. A. Teukolsky, Comput. Phys. Commun. **152**, 253 (2003)
- [26] Y. Choquet-Bruhat, in “Gravitation: An Introduction to Current Research”, ed. L. Witten (New York:Wiley) (1962).
- [27] C. Bona, J. Masso, E. Seidel, J. Stela Phys.Rev.Lett. **75** , 600 (1995) [arXiv:gr-qc/9412071]
- [28] M. Shibata and T. Nakamura, Phys. Rev. D **52** 5428 (1995).
- [29] T. W. Baumgarte and S. L. Shapiro, Phys. Rev. D **59** 024007 (1999).
- [30] L. Lehner, M. Huq and D. Garrison, Phys. Rev. D **62**, 084016 (2000).
- [31] P. Huebner, gr-qc/9804065.
- [32] A. Arbona, C. Bona, J. Carot, L. Mas, J. Masso, J. Stela, Phys.Rev.D **57** , 2397 (1998) [arXiv:gr-qc/9710111]
- [33] F. Pretorius, arXiv:gr-qc/0507014.
- [34] C. Bona, T. Ledvinka, C. Palenzuela, M. Zacek Phys. Rev. D **67** , 104005 (2003) [arXiv:gr-qc/0302083].
- [35] O. Brodbeck, S. Frittelli, P. Huebner, O. Reula, J. Math. Phys. **40** , 909 (2004) [arXiv:gr-qc/9809023].
- [36] H. Beyer and O. Sarbach, Phys. Rev. D **70**, 104004 (2004).
- [37] G. Nagy, O. E. Ortiz and O. A. Reula, Phys. Rev. D **70**, 044012 (2004).
- [38] H.O. Kreiss, private communication (2005).
- [39] M. Alcubierre et al, gr-qc/0305023.
- [40] O. A. Liskovets, Differential equations I 1308-1323 (1965).
- [41] C. Bona, T. Ledvinka, C. Palenzuela, M. Zacek Phys. Rev. D **69** , 064036 (2004) [arXiv:gr-qc/0307067].
- [42] This picture has changed as consistent boundary conditions have been developed applicable to cases where excision is employed [13, 14].
- [43] These drawbacks are presently not strong ones as reasonably well defined conditions have been presented [20] and efficient elliptic solvers have been implemented [21, 22, 23, 24, 25].
- [44] If no excision is employed this issue does not arise, see for instance [31, 32].
- [45] Since weak hyperbolicity only occurs for specific directions at these points, while being strongly hyperbolic everywhere else, this issue is often successfully dealt with some small amount of dissipation [38]